



It is not possible to attach a lens hood or filter to the wide converter or tele-converter.

■ **Close-up Lens 250D (52mm)**

This lens makes taking macro shots easy. In the normal mode, close-up shots can be taken when the distance from the front of the lens to the subject is 17 to 25 cm (6.7 to 9.8 in.) at maximum telephoto.

Shooting area

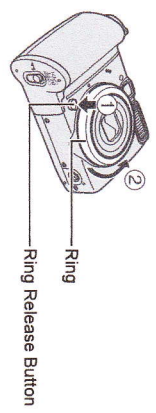
	Distance from the front of the lens to the subject	Shooting area
Max. Telephoto	17 cm (6.7 in.)	46 × 35 mm (1.8 × 1.4 in.)

■ **Conversion Lens Adapter LA-DC52G**

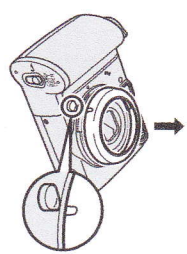
This is a lens adapter required for attaching the wide converter, tele-converter and close-up lens (the thread diameter is 52 mm).

Attaching a Lens

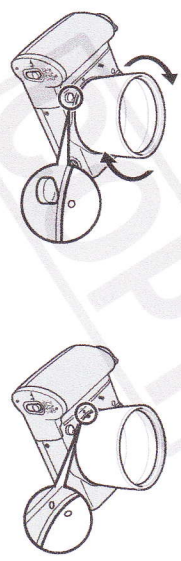
- 1 Be sure that the camera is turned off.
- 2 Press the ring release button and hold it down (1), and turn the ring in the direction of the arrow (2).



- 3 When the ● button on the camera and the □ mark on the ring are aligned, lift off the ring.



- 4 Align the ● mark on the conversion lens adapter with the ○ button on the camera, and turn the adapter in the direction of the arrows as far as the ○ mark on the camera.



• To remove the conversion lens adapter, turn the adapter in the opposite direction while holding down the ring release button.

- 5 Set the lens on the adapter, and turn it in the indicated direction to attach it securely.

